

**DLMs1**

**DLMs3**

**DLMs5**

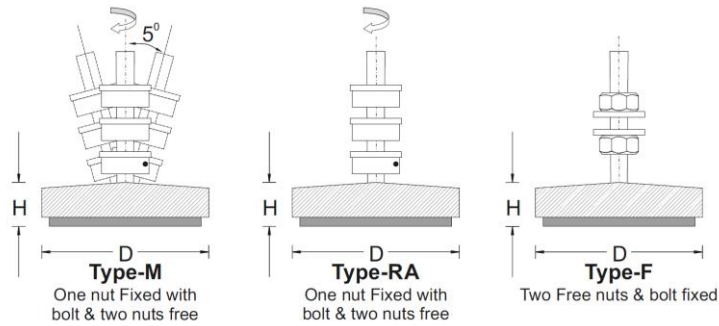
**DLMs7**

**DLMs9**

**Dynemech DLMs series mounts**, developed in steel and stainless steel respectively are simple and effective vibration dampers for machines with respective holes in the base. these mounts offer low frequency attenuation, stable machine levelling and vibration reduction. the flexible levelling screw accomodates uneven/sloped surfaces and are used in pharmaceutical, food and beverages processing and packaging units, medical equipments manufacturing and chemical processing industries.

Model	Load Capacity Kg/pc	Diameter (D) mm	Height (H) mm	Bolt Size (mm)	Possible Bolts	Coeff. of Friction against Concrete	Natural Frequency at Max. Load (Hz)	Temperature Range (°C)	Applications
DLMs1-u-55-FG-M16x2.0x100-A-GR	150	55	21	M16X100	M10/12/16/20/24	0.9	18	From -16 to 90	Applications: Tool Room Machines, Plastic Injection Moulding Machines, Pressure Die Casting Machines, Shaper, Printing and Textile Machines etc.
DLMs2-u-85-FG-M16x2.0x100-A-GR	350	85	28	M16X100	M10/12/16/20/24	0.9	18	From -16 to 90	
DLMs3-u-112-FG-M16x2.0x150-A-GR	600	112	28	M16X150	M10/12/16/20/24	0.9	18	From -16 to 90	
DLMs4-u-135-FG-M16x2.0x150-A-GR	900	135	30	M16X150	M10/12/16/20/24	0.9	18	From -16 to 90	
DLMs5-u-160-FG-M16x2.0x150-A-GR	1400	160	30	M16X150	M10/12/16/20/24	0.9	18	From -16 to 90	
DLMs6-u-185-FG-M16x2.0x150-A-GR	1900	185	34	M16X150	M10/12/16/20/24	0.9	18	From -16 to 90	
DLMs7-u-215-FG-M16x2.0x150-A-GR	2500	215	35	M16X150	M10/12/16/20/24	0.9	18	From -16 to 90	
DLMs8-u-249-FG-M20x2.5x150-A-GR	3500	249	44	M20X150	M10/12/16/20/24	0.9	18	From -16 to 90	
DLMs9-u-276-FG-M20x2.5x150-A-GR	4200	276	43	M20X150	M10/12/16/20/24	0.9	18	From -16 to 90	
DLMs1-u-10-55-FG-M16x2.0x100-A-GR	150	55	16	M16X100	M10/12/16/20/24	0.9	25	From -16 to 90	Applications: Tool Room Machines, Plastic Injection Moulding Machines, Pressure Die Casting Machines, Shaper, Printing and Textile Machines etc.
DLMs2-u-10-85-FG-M16x2.0x100-A-GR	350	85	23	M16X100	M10/12/16/20/24	0.9	25	From -16 to 90	
DLMs3-u-10-112-FG-M16x2.0x150-A-GR	600	112	23	M16X150	M10/12/16/20/24	0.9	25	From -16 to 90	
DLMs4-u-10-135-FG-M16x2.0x150-A-GR	900	135	25	M16X150	M10/12/16/20/24	0.9	25	From -16 to 90	
DLMs5-u-10-160-FG-M16x2.0x150-A-GR	1400	160	25	M16X150	M10/12/16/20/24	0.9	25	From -16 to 90	
DLMs6-u-10-185-FG-M16x2.0x150-A-GR	1900	185	29	M16X150	M10/12/16/20/24	0.9	25	From -16 to 90	
DLMs7-u-10-215-FG-M16x2.0x150-A-GR	2500	215	30	M16X150	M10/12/16/20/24	0.9	25	From -16 to 90	
DLMs8-u-10-249-FG-M20x2.5x150-A-GR	3500	249	39	M20X150	M10/12/16/20/24	0.9	25	From -16 to 90	

DLMs9-u-10-276-FG-M20x2.5x150-A-GR	4200	276	38	M20X150	M10/12/16/20/24	0.9	25	From -16 to 90	Applications: Tool Room Machines, Plastic Injection Moulding Machines, Pressure Die Casting Machines, Shaper, Printing and Textile Machines etc.
DLMs1-u-12-55-FG-M16x2.0x100-A-GR	150	55	18	M16X100	M10/12/16/20/24	0.9	20	From -16 to 90	
DLMs2-u-12-85-FG-M16x2.0x100-A-GR	350	85	25	M16X100	M10/12/16/20/24	0.9	20	From -16 to 90	
DLMs3-u-12-112-FG-M16x2.0x150-A-GR	600	112	25	M16X150	M10/12/16/20/24	0.9	20	From -16 to 90	
DLMs4-u-12-135-FG-M16x2.0x150-A-GR	900	135	27	M16X150	M10/12/16/20/24	0.9	20	From -16 to 90	
DLMs5-u-12-160-FG-M16x2.0x150-A-GR	1400	160	27	M16X150	M10/12/16/20/24	0.9	20	From -16 to 90	
DLMs6-u-12-185-FG-M16x2.0x150-A-GR	1900	185	31	M16X150	M10/12/16/20/24	0.9	20	From -16 to 90	
DLMs7-u-12-215-FG-M16x2.0x150-A-GR	2500	215	32	M16X150	M10/12/16/20/24	0.9	20	From -16 to 90	
DLMs8-u-12-249-FG-M20x2.5x150-A-GR	3500	249	41	M20X150	M10/12/16/20/24	0.9	20	From -16 to 90	
DLMs9-u-12-276-FG-M20x2.5x150-A-GR	4200	276	40	M20X150	M10/12/16/20/24	0.9	20	From -16 to 90	



**DLMs1**



**DLMs3**



**DLMs5**

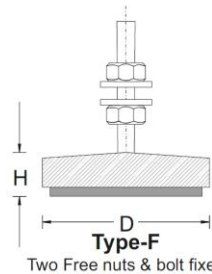
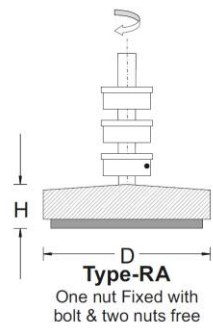
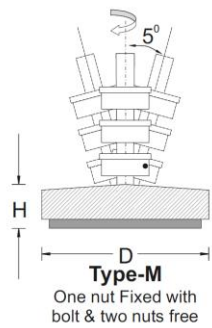


**DLMs7**



**DLMs9**

Model	Load Capacity Kg/pc	Diameter (D) mm	Height (H) mm	Bolt Size (mm)	Possible Bolts	Coeff. of Friction against Concrete	Natural Frequency at Max. Load (Hz)	Temperature Range (°C)	Applications
DLMs1-m-55-FG-M16x2.0x100-A-GR	205	55	21	M16X100	M10/12/16/20/24	0.7	30	From -16 to 90	Applications: Power Presses, Stamping Machines, Shearing Machines, Punching Machines. For machines with high vertical impact.
DLMs2-m-85-FG-M16x2.0x100-A-GR	440	85	28	M16X100	M10/12/16/20/24	0.7	30	From -16 to 90	
DLMs3-m-112-FG-M16x2.0x150-A-GR	790	112	28	M16X150	M10/12/16/20/24	0.7	30	From -16 to 90	
DLMs4-m-135-FG-M16x2.0x150-A-GR	1230	135	30	M16X150	M10/12/16/20/24	0.7	30	From -16 to 90	
DLMs5-m-160-FG-M16x2.0x150-A-GR	1890	160	30	M16X150	M10/12/16/20/24	0.7	30	From -16 to 90	
DLMs6-m-185-FG-M16x2.0x150-A-GR	2350	185	34	M16X150	M10/12/16/20/24	0.7	30	From -16 to 90	
DLMs7-m-215-FG-M16x2.0x150-A-GR	3240	215	35	M16X150	M10/12/16/20/24	0.7	30	From -16 to 90	
DLMs8-m-249-FG-M20x2.5x150-A-GR	3980	249	44	M20X150	M10/12/16/20/24	0.7	30	From -16 to 90	
DLMs9-m-276-FG-M20x2.5x150-A-GR	5230	276	43	M20X150	M10/12/16/20/24	0.7	30	From -16 to 90	



DLMs1

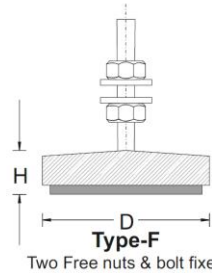
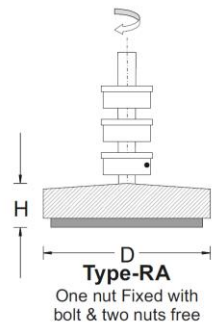
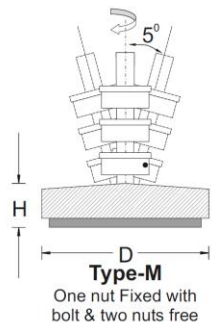
DLMs3

DLMs5

DLMs7

DLMs9

Model	Load Capacity Kg/pc	Diameter (D) mm	Height (H) mm	Bolt Size (mm)	Possible Bolts	Coeff. of Friction against Concrete	Natural Frequency at Max. Load (Hz)	Temperature Range (°C)	Applications
DLMs1-i-55-FG-M16x2.0x100-A-GR	290	55	31	M16X100	M10/12/16/20/24	0.8	7	From -16 to 90	Applications: Power Presses, Stamping Machines, Shearing Machines, Punching Machines. For machines with high vertical impact.
DLMs2-i-85-FG-M16x2.0x100-A-GR	620	85	38	M16X100	M10/12/16/20/24	0.8	7	From -16 to 90	
DLMs3-i-112-FG-M16x2.0x150-A-GR	1100	112	38	M16X150	M10/12/16/20/24	0.8	7	From -16 to 90	
DLMs4-i-135-FG-M16x2.0x150-A-GR	1720	135	40	M16X150	M10/12/16/20/24	0.8	7	From -16 to 90	
DLMs5-i-160-FG-M16x2.0x150-A-GR	2640	160	40	M16X150	M10/12/16/20/24	0.8	7	From -16 to 90	
DLMs6-i-185-FG-M16x2.0x150-A-GR	3290	185	44	M16X150	M10/12/16/20/24	0.8	7	From -16 to 90	
DLMs7-i-215-FG-M16x2.0x150-A-GR	4530	215	45	M16X150	M10/12/16/20/24	0.8	7	From -16 to 90	
DLMs8-i-249-FG-M20x2.5x150-A-GR	5570	249	54	M20X150	M10/12/16/20/24	0.8	7	From -16 to 90	
DLMs9-i-276-FG-M20x2.5x150-A-GR	7320	276	53	M20X150	M10/12/16/20/24	0.8	7	From -16 to 90	



DLMs1

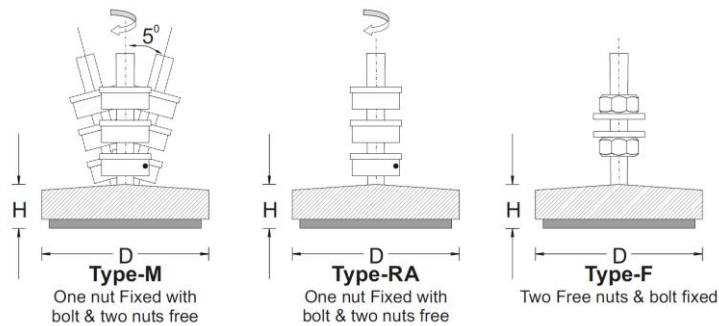
DLMs3

DLMs5

DLMs7

DLMs9

Model	Load Capacity Kg/pc	Diameter (D) mm	Height (H) mm	Bolt Size (mm)	Possible Bolts	Coeff. of Friction against Concrete	Natural Frequency at Max. Load (Hz)	Temperature Range (°C)	Applications
DLMs1-p1-55-FG-M16x2.0x100-A-GR	70	55	21	M16X100	M10/12/16/20/24	0.8	7	From -16 to 90	Applications: Power Presses, Stamping Machines, Shearing Machines, Punching Machines. For machines with high vertical impact.
DLMs2-p1-85-FG-M16x2.0x100-A-GR	180	85	28	M16X100	M10/12/16/20/24	0.8	7	From -16 to 90	
DLMs3-p1-112-FG-M16x2.0x150-A-GR	300	112	28	M16X150	M10/12/16/20/24	0.8	7	From -16 to 90	
DLMs4-p1-135-FG-M16x2.0x150-A-GR	490	135	30	M16X150	M10/12/16/20/24	0.8	7	From -16 to 90	
DLMs5-p1-160-FG-M16x2.0x150-A-GR	760	160	30	M16X150	M10/12/16/20/24	0.8	7	From -16 to 90	
DLMs6-p1-185-FG-M16x2.0x150-A-GR	940	185	34	M16X150	M10/12/16/20/24	0.8	7	From -16 to 90	
DLMs7-p1-215-FG-M16x2.0x150-A-GR	1500	215	35	M16X150	M10/12/16/20/24	0.8	7	From -16 to 90	
DLMs8-p1-249-FG-M20x2.5x150-A-GR	1590	249	44	M20X150	M10/12/16/20/24	0.8	7	From -16 to 90	
DLMs9-p1-276-FG-M20x2.5x150-A-GR	2090	276	43	M20X150	M10/12/16/20/24	0.8	7	From -16 to 90	
DLMs1-p2-55-FG-M16x2.0x100-A-GR	100	55	26	M16X100	M10/12/16/20/24	0.8	12	From -16 to 90	Applications: Medium Presses, Punching Presses, Centreless Grinding Machines, Gear Shapers, High Speed Machines on upper floors.
DLMs2-p2-85-FG-M16x2.0x100-A-GR	200	85	33	M16X100	M10/12/16/20/24	0.8	12	From -16 to 90	
DLMs3-p2-112-FG-M16x2.0x150-A-GR	400	112	33	M16X150	M10/12/16/20/24	0.8	12	From -16 to 90	
DLMs4-p2-135-FG-M16x2.0x150-A-GR	600	135	35	M16X150	M10/12/16/20/24	0.8	12	From -16 to 90	
DLMs5-p2-160-FG-M16x2.0x150-A-GR	700	160	35	M16X150	M10/12/16/20/24	0.8	12	From -16 to 90	
DLMs6-p2-185-FG-M16x2.0x150-A-GR	1200	185	39	M16X150	M10/12/16/20/24	0.8	12	From -16 to 90	
DLMs7-p2-215-FG-M16x2.0x150-A-GR	1500	215	40	M16X150	M10/12/16/20/24	0.8	12	From -16 to 90	
DLMs8-p2-249-FG-M20x2.5x150-A-GR	2000	249	49	M20X150	M10/12/16/20/24	0.8	12	From -16 to 90	
DLMs9-p2-276-FG-M20x2.5x150-A-GR	2500	276	48	M20X150	M10/12/16/20/24	0.8	12	From -16 to 90	
DLMs1-p3-55-FG-M16x2.0x100-A-GR	110	55	30	M16X100	M10/12/16/20/24	0.8	15	From -16 to 90	Applications: Tool Room Machines on suspended Floors, Light Weight Presses, Compressors etc.
DLMs2-p3-85-FG-M16x2.0x100-A-GR	270	85	37	M16X100	M10/12/16/20/24	0.8	15	From -16 to 90	
DLMs3-p3-112-FG-M16x2.0x150-A-GR	460	112	37	M16X150	M10/12/16/20/24	0.8	15	From -16 to 90	
DLMs4-p3-135-FG-M16x2.0x150-A-GR	740	135	39	M16X150	M10/12/16/20/24	0.8	15	From -16 to 90	
DLMs5-p3-160-FG-M16x2.0x150-A-GR	1140	160	39	M16X150	M10/12/16/20/24	0.8	15	From -16 to 90	
DLMs6-p3-185-FG-M16x2.0x150-A-GR	1410	185	43	M16X150	M10/12/16/20/24	0.8	15	From -16 to 90	
DLMs7-p3-215-FG-M16x2.0x150-A-GR	1950	215	44	M16X150	M10/12/16/20/24	0.8	15	From -16 to 90	
DLMs8-p3-249-FG-M20x2.5x150-A-GR	2390	249	53	M20X150	M10/12/16/20/24	0.8	15	From -16 to 90	
DLMs9-p3-276-FG-M20x2.5x150-A-GR	3140	276	52	M20X150	M10/12/16/20/24	0.8	15	From -16 to 90	



**DLMs1**

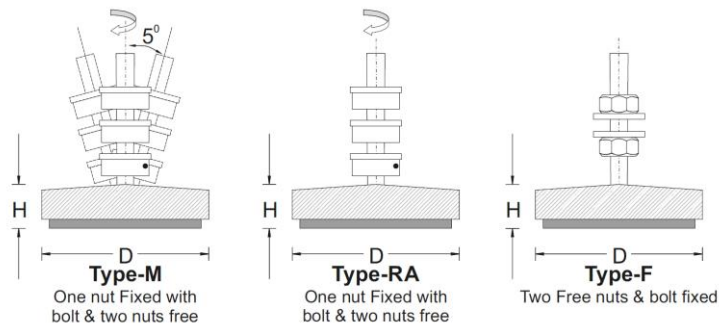
**DLMs3**

**DLMs5**

**DLMs7**

**DLMs9**

Model	Load Capacity Kg/pc	Diameter (D) mm	Height (H) mm	Bolt Size (mm)	Possible Bolts	Coeff. of Friction against Concrete	Natural Frequency at Max. Load (Hz)	Temperature Range (°C)	Applications
DLMs1-s1-55-FG-M16x2.0x100-A-GR	110	55	26	M16X100	M10/12/16/20/24	0.8	15	From -16 to 90	Applications: Tool Room Machines, Plastic Injection Moulding Machines, Pressure Die Casting Machines, Shaper, Printing and Textile Machines etc.
DLMs2-s1-85-FG-M16x2.0x100-A-GR	220	85	33	M16X100	M10/12/16/20/24	0.8	15	From -16 to 90	
DLMs3-s1-112-FG-M16x2.0x150-A-GR	380	112	33	M16X150	M10/12/16/20/24	0.8	15	From -16 to 90	
DLMs4-s1-135-FG-M16x2.0x150-A-GR	620	135	35	M16X150	M10/12/16/20/24	0.8	15	From -16 to 90	
DLMs5-s1-160-FG-M16x2.0x150-A-GR	950	160	35	M16X150	M10/12/16/20/24	0.8	15	From -16 to 90	
DLMs6-s1-185-FG-M16x2.0x150-A-GR	1180	185	39	M16X150	M10/12/16/20/24	0.8	15	From -16 to 90	
DLMs7-s1-215-FG-M16x2.0x150-A-GR	1620	215	40	M16X150	M10/12/16/20/24	0.8	15	From -16 to 90	
DLMs8-s1-249-FG-M20x2.5x150-A-GR	2250	249	49	M20X150	M10/12/16/20/24	0.8	15	From -16 to 90	
DLMs9-s1-276-FG-M20x2.5x150-A-GR	2620	276	48	M20X150	M10/12/16/20/24	0.8	15	From -16 to 90	
DLMs1-s2-55-FG-M16x2.0x100-A-GR	125	55	31	M16X100	M10/12/16/20/24	0.8	12	From -16 to 90	Applications: Power Presses, Stamping Machines, Shearing Machines, Punching Machines. For machines with high vertical impact.
DLMs2-s2-85-FG-M16x2.0x100-A-GR	300	85	38	M16X100	M10/12/16/20/24	0.8	8	From -16 to 90	
DLMs3-s2-112-FG-M16x2.0x150-A-GR	550	112	38	M16X150	M10/12/16/20/24	0.8	8	From -16 to 90	
DLMs4-s2-135-FG-M16x2.0x150-A-GR	850	135	40	M16X150	M10/12/16/20/24	0.8	8	From -16 to 90	
DLMs5-s2-160-FG-M16x2.0x150-A-GR	1250	160	40	M16X150	M10/12/16/20/24	0.8	8	From -16 to 90	
DLMs6-s2-185-FG-M16x2.0x150-A-GR	1700	185	44	M16X150	M10/12/16/20/24	0.8	8	From -16 to 90	
DLMs7-s2-215-FG-M16x2.0x150-A-GR	2200	215	45	M16X150	M10/12/16/20/24	0.8	8	From -16 to 90	
DLMs8-s2-249-FG-M20x2.5x150-A-GR	2800	249	54	M20X150	M10/12/16/20/24	0.8	8	From -16 to 90	
DLMs9-s2-276-FG-M20x2.5x150-A-GR	3500	276	53	M20X150	M10/12/16/20/24	0.8	8	From -16 to 90	




**DLMs1**

**DLMs3**

**DLMs5**

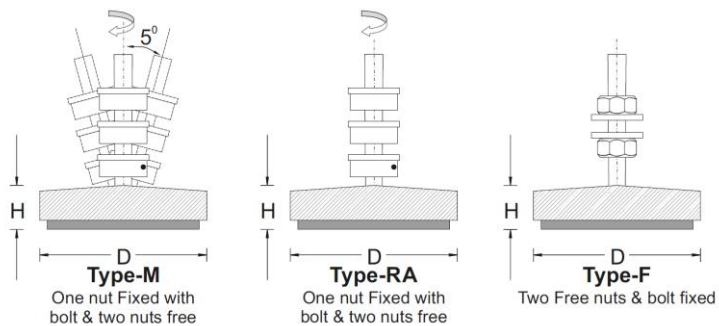
**DLMs7**

**DLMs9**



Model	Load Capacity Kg/pc	Diameter (D) mm	Height (H) mm	Bolt Size (mm)	Possible Bolts	Coeff. of Friction against Concrete	Natural Frequency at Max. Load (Hz)	Temperature Range (°C)	Applications
DLMs1-hs1-55-FG-M16x2.0x100-A-GR	410	55	71	M16X100	M10/12/16/20/24	0.8	6	From -16 to 90	Applications : Forging Hammers, Heavy Gen Sets, Heavy Industrial machines, Test Rigs, Heavy presses etc.
DLMs2-hs1-85-FG-M16x2.0x100-A-GR	880	85	78	M16X100	M10/12/16/20/24	0.8	6	From -16 to 90	
DLMs3-hs1-112-FG-M16x2.0x150-A-GR	1570	112	78	M16X150	M10/12/16/20/24	0.8	6	From -16 to 90	
DLMs4-hs1-135-FG-M16x2.0x150-A-GR	2450	135	80	M16X150	M10/12/16/20/24	0.8	6	From -16 to 90	
DLMs5-hs1-160-FG-M16x2.0x150-A-GR	3770	160	80	M16X150	M10/12/16/20/24	0.8	6	From -16 to 90	
DLMs6-hs1-185-FG-M16x2.0x150-A-GR	4700	185	84	M16X150	M10/12/16/20/24	0.8	6	From -16 to 90	
DLMs7-hs1-215-FG-M16x2.0x150-A-GR	6470	215	85	M16X150	M10/12/16/20/24	0.8	6	From -16 to 90	
DLMs8-hs1-249-FG-M20x2.5x150-A-GR	7950	249	94	M20X150	M10/12/16/20/24	0.8	6	From -16 to 90	
DLMs9-hs1-276-FG-M20x2.5x150-A-GR	10450	276	93	M20X150	M10/12/16/20/24	0.8	6	From -16 to 90	
DLMs1-hs2-55-FG-M16x2.0x100-A-GR	160	55	71	M16X100	M10/12/16/20/24	0.8	4	From -16 to 90	Applications : Forging Hammers, Heavy Gen Sets, Heavy Industrial machines, Test Rigs, Heavy presses, crushers etc.
DLMs2-hs2-85-FG-M16x2.0x100-A-GR	350	85	78	M16X100	M10/12/16/20/24	0.8	4	From -16 to 90	
DLMs3-hs2-112-FG-M16x2.0x150-A-GR	630	112	78	M16X150	M10/12/16/20/24	0.8	4	From -16 to 90	
DLMs4-hs2-135-FG-M16x2.0x150-A-GR	780	135	80	M16X150	M10/12/16/20/24	0.8	4	From -16 to 90	
DLMs5-hs2-160-FG-M16x2.0x150-A-GR	1510	160	80	M16X150	M10/12/16/20/24	0.8	4	From -16 to 90	
DLMs6-hs2-185-FG-M16x2.0x150-A-GR	1880	185	84	M16X150	M10/12/16/20/24	0.8	4	From -16 to 90	
DLMs7-hs2-215-FG-M16x2.0x150-A-GR	2590	215	85	M16X150	M10/12/16/20/24	0.8	4	From -16 to 90	
DLMs8-hs2-249-FG-M20x2.5x150-A-GR	3180	249	94	M20X150	M10/12/16/20/24	0.8	4	From -16 to 90	
DLMs9-hs2-276-FG-M20x2.5x150-A-GR	4180	276	93	M20X150	M10/12/16/20/24	0.8	4	From -16 to 90	
DLMs1-hs3-55-FG-M16x2.0x100-A-GR	570	55	56	M16X100	M10/12/16/20/24	0.8	7	From -16 to 90	
DLMs2-hs3-85-FG-M16x2.0x100-A-GR	1240	85	63	M16X100	M10/12/16/20/24	0.8	7	From -16 to 90	
DLMs3-hs3-112-FG-M16x2.0x150-A-GR	2200	112	63	M16X150	M10/12/16/20/24	0.8	7	From -16 to 90	

DLMs4-hs3-135-FG-M16x2.0x150-A-GR	3440	135	65	M16X150	M10/12/16/20/24	0.8	7	From -16 to 90	Applications : Forging Hammers, Heavy Gen Sets, Heavy Industrial machines, Test Rigs, Heavy presses etc.	
DLMs5-hs3-160-FG-M16x2.0x150-A-GR	5280	160	65	M16X150	M10/12/16/20/24	0.8	7	From -16 to 90		
DLMs6-hs3-185-FG-M16x2.0x150-A-GR	6580	185	69	M16X150	M10/12/16/20/24	0.8	7	From -16 to 90		
DLMs7-hs3-215-FG-M16x2.0x150-A-GR	9060	215	70	M16X150	M10/12/16/20/24	0.8	7	From -16 to 90		
DLMs8-hs3-249-FG-M20x2.5x150-A-GR	11130	249	79	M20X150	M10/12/16/20/24	0.8	7	From -16 to 90		
DLMs9-hs3-276-FG-M20x2.5x150-A-GR	14640	276	78	M20X150	M10/12/16/20/24	0.8	7	From -16 to 90		
DLMs1-hs4-55-FG-M16x2.0x100-A-GR	245	55	56	M16X100	M10/12/16/20/24	0.8	5	From -16 to 90		Applications : Forging Hammers, Heavy Gen Sets, Heavy Industrial machines, Test Rigs, Heavy presses, crushers etc.
DLMs2-hs4-85-FG-M16x2.0x100-A-GR	530	85	63	M16X100	M10/12/16/20/24	0.8	5	From -16 to 90		
DLMs3-hs4-112-FG-M16x2.0x150-A-GR	940	112	63	M16X150	M10/12/16/20/24	0.8	5	From -16 to 90		
DLMs4-hs4-135-FG-M16x2.0x150-A-GR	1470	135	65	M16X150	M10/12/16/20/24	0.8	5	From -16 to 90		
DLMs5-hs4-160-FG-M16x2.0x150-A-GR	2270	160	65	M16X150	M10/12/16/20/24	0.8	5	From -16 to 90		
DLMs6-hs4-185-FG-M16x2.0x150-A-GR	2820	185	69	M16X150	M10/12/16/20/24	0.8	5	From -16 to 90		
DLMs7-hs4-215-FG-M16x2.0x150-A-GR	3880	215	70	M16X150	M10/12/16/20/24	0.8	5	From -16 to 90		
DLMs8-hs4-249-FG-M20x2.5x150-A-GR	4770	249	79	M20X150	M10/12/16/20/24	0.8	5	From -16 to 90		
DLMs9-hs4-276-FG-M20x2.5x150-A-GR	6270	276	78	M20X150	M10/12/16/20/24	0.8	5	From -16 to 90		
DLMs1-hs5-55-FG-M16x2.0x100-A-GR	570	55	86	M16X100	M10/12/16/20/24	0.8	5	From -16 to 90	Applications : Forging Hammers, Heavy Gen Sets, Heavy Industrial machines, Test Rigs, Heavy presses etc.	
DLMs2-hs5-85-FG-M16x2.0x100-A-GR	1240	85	93	M16X100	M10/12/16/20/24	0.8	5	From -16 to 90		
DLMs3-hs5-112-FG-M16x2.0x150-A-GR	2200	112	93	M16X150	M10/12/16/20/24	0.8	5	From -16 to 90		
DLMs4-hs5-135-FG-M16x2.0x150-A-GR	3440	135	95	M16X150	M10/12/16/20/24	0.8	5	From -16 to 90		
DLMs5-hs5-160-FG-M16x2.0x150-A-GR	5280	160	95	M16X150	M10/12/16/20/24	0.8	5	From -16 to 90		
DLMs6-hs5-185-FG-M16x2.0x150-A-GR	6580	185	99	M16X150	M10/12/16/20/24	0.8	5	From -16 to 90		
DLMs7-hs5-215-FG-M16x2.0x150-A-GR	9060	215	100	M16X150	M10/12/16/20/24	0.8	5	From -16 to 90		
DLMs8-hs5-249-FG-M20x2.5x150-A-GR	11130	249	109	M20X150	M10/12/16/20/24	0.8	5	From -16 to 90		
DLMs9-hs5-276-FG-M20x2.5x150-A-GR	14640	276	108	M20X150	M10/12/16/20/24	0.8	5	From -16 to 90		



**DLMs1**



**DLMs3**



**DLMs5**

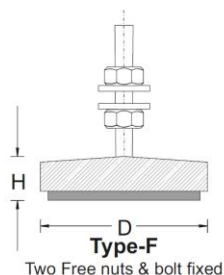
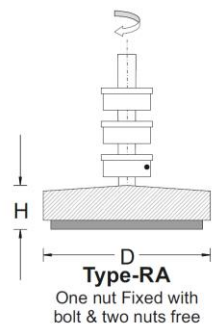
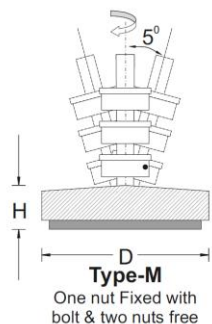


**DLMs7**



**DLMs9**

Model	Load Capacity Kg/pc	Diameter (D) mm	Height (H) mm	Bolt Size (mm)	Possible Bolts	Coeff. of Friction against Concrete	Natural Frequency at Max. Load (Hz)	Temperature Range (°C)	Applications
DLMs1-h-55-FG-M16x2.0x100-A-GR	610	55	21	M16X100	M10/12/16/20/24	0.6	45	From -16 to 90	Applications : Very Heavy and long bed machines, long machining centres, planners etc.
DLMs2-h-85-FG-M16x2.0x100-A-GR	1330	85	28	M16X100	M10/12/16/20/24	0.6	45	From -16 to 90	
DLMs3-h-112-FG-M16x2.0x150-A-GR	2360	112	28	M16X150	M10/12/16/20/24	0.6	45	From -16 to 90	
DLMs4-h-135-FG-M16x2.0x150-A-GR	3680	135	30	M16X150	M10/12/16/20/24	0.6	45	From -16 to 90	
DLMs5-h-160-FG-M16x2.0x150-A-GR	5660	160	30	M16X150	M10/12/16/20/24	0.6	45	From -16 to 90	
DLMs6-h-185-FG-M16x2.0x150-A-GR	7050	185	34	M16X150	M10/12/16/20/24	0.6	45	From -16 to 90	
DLMs7-h-215-FG-M16x2.0x150-A-GR	9700	215	35	M16X150	M10/12/16/20/24	0.6	45	From -16 to 90	
DLMs8-h-249-FG-M20x2.5x150-A-GR	11930	249	44	M20X150	M10/12/16/20/24	0.6	45	From -16 to 90	
DLMs9-h-276-FG-M20x2.5x150-A-GR	15680	276	43	M20X150	M10/12/16/20/24	0.6	45	From -16 to 90	



**DLMs1**



**DLMs3**



**DLMs5**



**DLMs7**



**DLMs9**

Model	Load Capacity Kg/pc	Diameter (D) mm	Height (H) mm	Bolt Size (mm)	Possible Bolts	Coeff. of Friction against Concrete	Natural Frequency at Max. Load (Hz)	Temperature Range (°C)	Applications
DLMs1-a2-55-FG-M16x2.0x100-A-GR	190	55	14	M16X100	M10/12/16/20/24	0.9	45	From -16 to 90	
DLMs2-a2-85-FG-M16x2.0x100-A-GR	450	85	21	M16X100	M10/12/16/20/24	0.9	45	From -16 to 90	
DLMs3-a2-112-FG-M16x2.0x150-A-GR	800	112	21	M16X150	M10/12/16/20/24	0.9	45	From -16 to 90	
DLMs4-a2-135-FG-M16x2.0x150-A-GR	1150	135	23	M16X150	M10/12/16/20/24	0.9	45	From -16 to 90	
DLMs5-a2-160-FG-M16x2.0x150-A-GR	1750	160	23	M16X150	M10/12/16/20/24	0.9	45	From -16 to 90	
DLMs6-a2-185-FG-M16x2.0x150-A-GR	2400	185	27	M16X150	M10/12/16/20/24	0.9	45	From -16 to 90	
DLMs7-a2-215-FG-M16x2.0x150-A-GR	3200	215	28	M16X150	M10/12/16/20/24	0.9	45	From -16 to 90	
DLMs8-a2-249-FG-M20x2.5x150-A-GR	3975	249	37	M20X150	M10/12/16/20/24	0.9	45	From -16 to 90	
DLMs9-a2-276-FG-M20x2.5x150-A-GR	4900	276	36	M20X150	M10/12/16/20/24	0.9	45	From -16 to 90	