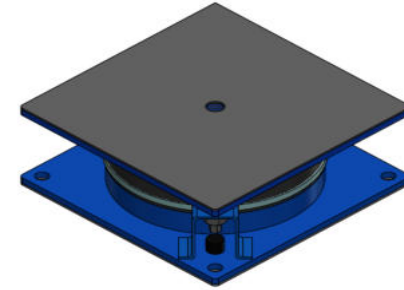
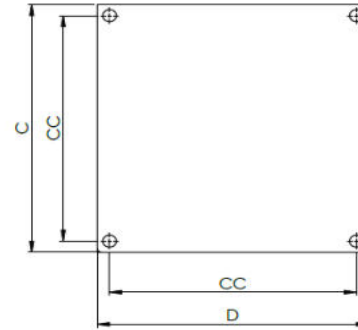
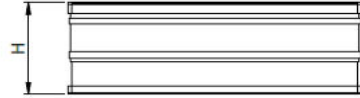


TAPPED HOLE



S. NO.	MODEL	Load (Kg)	Free Height (H)	Height Under Load (mm)	Bolt Size (G)	Top Plate (AxB) (mm)	Bottom Plate (CxD) (mm)	CC (mm)	Natural Frequency range (Hz)
1	RID-J2-RT-LV	270-2700	191	102	M12	365x365	365x365	330	3.5-11
2	RID-L4-RT-LV	450-4500	119	102	M12	365x365	365x365	330	3.5-11
3	RID-P4-RT-LV	3000-12400	119	110	M12	365x365	365x365	330	5.0-8.0
4	RID-K6-RT-LV	1800-7650	119	113	M12	365x365	365x365	330	5.0-10
5	RID-P5-RT-LV	2250-8100	109	109	M12	365x365	365x365	330	5.0-10
6	RID-H2-RT-LV	225-1800	119	99	M12	365x365	365x365	330	3.5-10